



# COURSE OFFERINGS SURVEY ANALYSIS PRESENTATION

*January 2026*

# OVERVIEW

The following slides present findings from a Course Offerings Survey conducted by Hanover Research.

Hanover administered the survey from October to November 2025 and presented the key findings from the survey analysis in an executive summary.

This presentation reviews the project's key findings related to:



**Elementary  
School  
Perceptions of  
Current Course  
Offerings**



**Middle and  
High School  
Perceptions of  
Current Course  
Offerings**



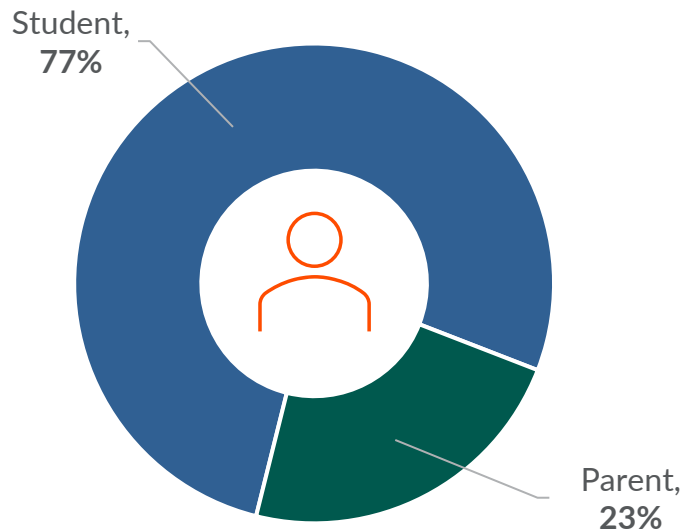
**Motivations and  
Barriers to  
Enrollment for  
Middle and High  
School Course  
Offerings**



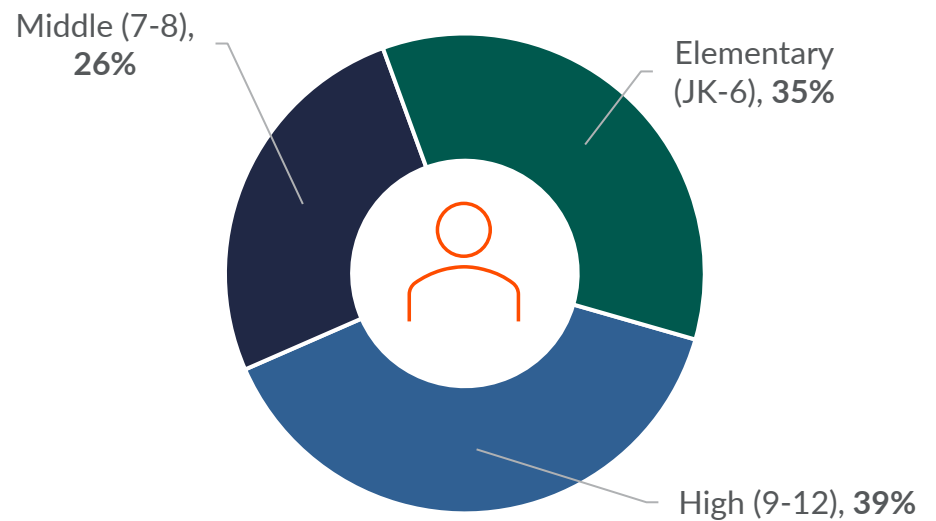
**Future Interests for  
Middle and High  
School Course  
Offerings**

# SURVEY PARTICIPANTS

**Group**  
(n=5291)



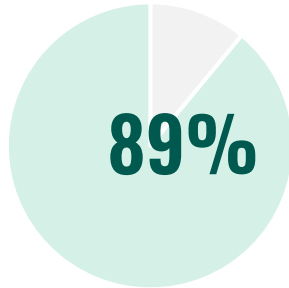
**School Level**  
(n=5291)



# ELEMENTARY PERCEPTIONS OF CURRENT OFFERINGS

Overall, how satisfied or dissatisfied are you with the current elective or specials course offerings at your child's school?/Overall, are you satisfied or dissatisfied with your specials classes?

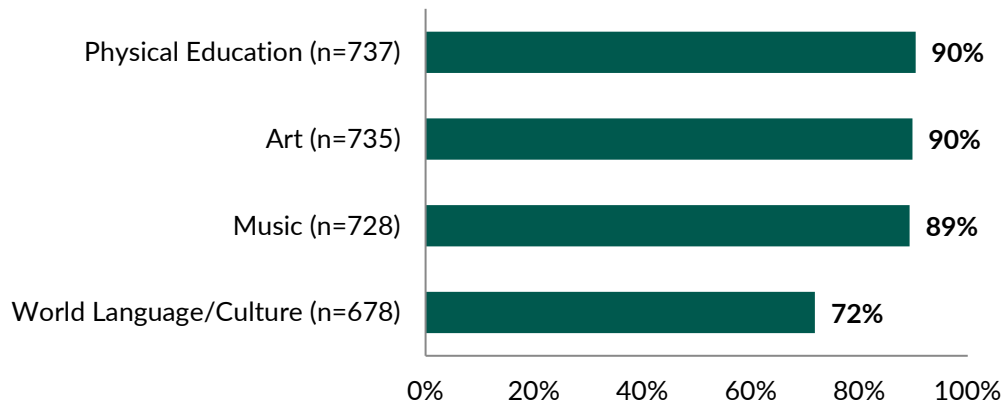
*% Satisfied + % Completely Satisfied*



89% of survey respondents are satisfied or completely satisfied with their current special/elective course offerings.

Based on your child's experiences, please rate the overall quality of their specials courses.

*% Good + % Excellent*



Note: Only elementary school parents saw this question.

- Around 90% of elementary school parents rate their child's **Physical Education, Art, and Music** courses as good or excellent quality.
- Ratings of the overall quality of **World Language/Culture** courses are comparatively lower, at 72%.

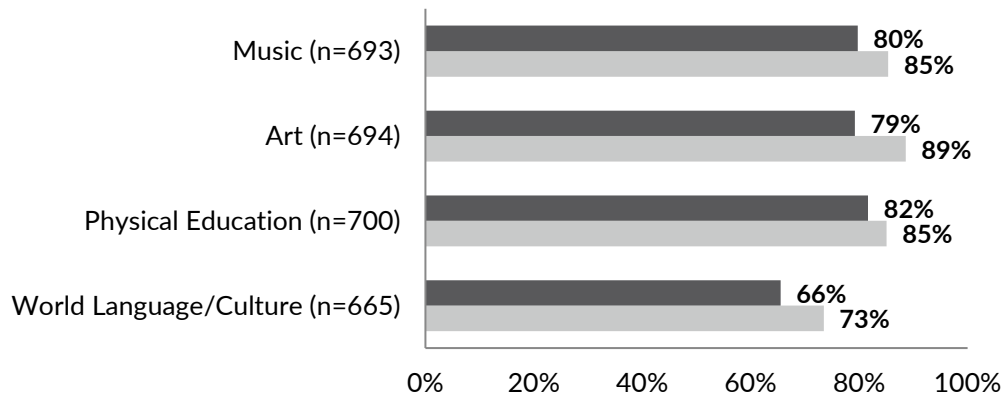
# ELEMENTARY PERCEPTIONS OF CURRENT OFFERINGS

Please say how much you agree or disagree with the following statement.

The specials courses my child has taken in the following areas...

% Agree + % Strongly Agree

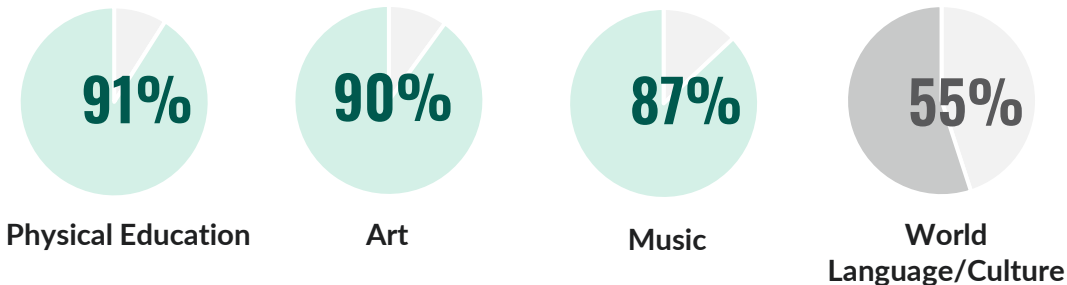
■ ...were appropriately challenging.    ■ ...helped them develop valuable skills.



Note: These appeared as separate questions in the survey. Only elementary school parents saw these questions.

The special course(s) my child has taken in the following area(s) were fun./  
My specials classes in the following subjects are fun.

% Agree + % Strongly Agree



- Large majorities of elementary school parents report that their child’s **Music, Art, and Physical Education** classes were appropriately challenging and helped them develop valuable skills.
- Additionally, close to 90% of elementary school parents and students think those courses are fun.
- Elementary school respondents view **World Language/Culture** courses less positively, especially regarding whether they are fun.

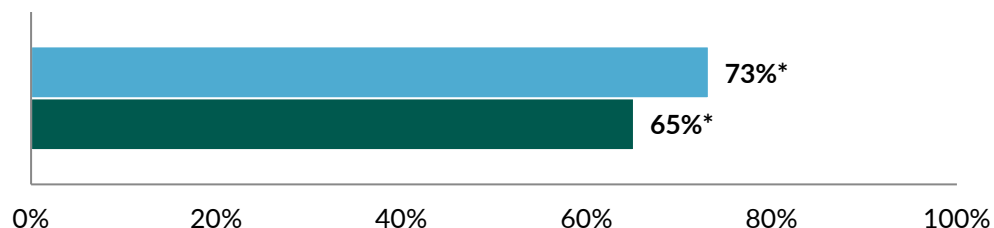


# MS+HS PERCEPTIONS OF CURRENT OFFERINGS

Overall, how satisfied or dissatisfied are you with the current elective or specials course offerings at your [child's] school?

% Satisfied + % Completely Satisfied

■ Middle (7-8) (n=1429) ■ High (9-12) (n=2067)



Note: \* indicates statistically significant differences between groups.

## Most Taken Elective Course Areas for Middle School Respondents

Music Performing Arts	53%
Physical Education	51%
Project Lead the Way/STEM	32%
World Language	27%
Visual Arts	24%

## Most Taken Elective Course Areas for High School Respondents

World Language	78%
Physical Education	43%
Music Performing Arts	39%
Manufacturing & Industrial Technology	26%
Business	26%

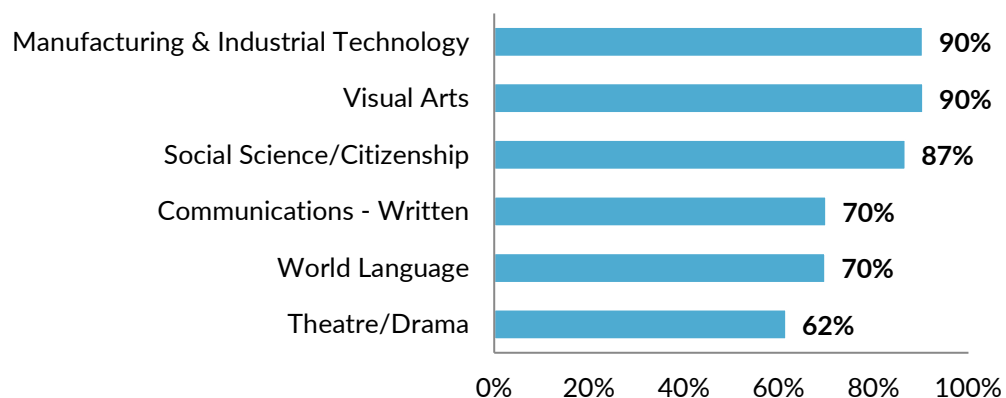
- Most middle and high school respondents are satisfied with the current offerings, but they are less satisfied than elementary respondents.
- Among middle school respondents, elective course participation is highest in **Music Performing Arts** and **Physical Education**.
- For high school respondents, participation is highest in **World Language** and **Physical Education**.

# MS+HS PERCEPTIONS OF CURRENT OFFERINGS

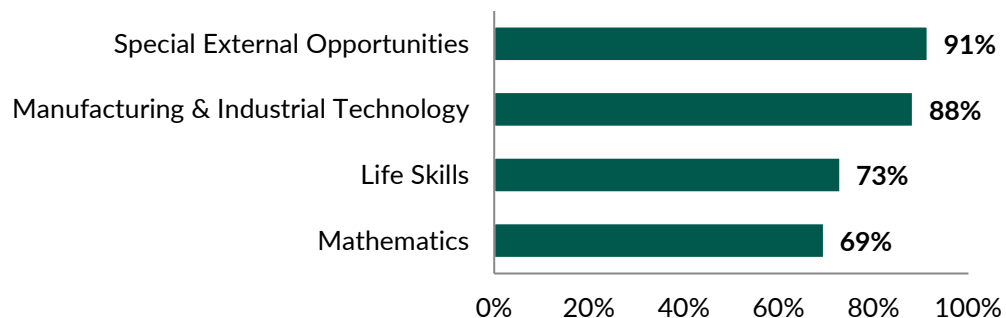
Based on your [child's] experience(s) in the course(s) [you took/they took/you have taken/they have taken], please rate the overall quality of the following elective or special course area(s).

% Good + % Excellent

■ Middle (7-8) (n=78-384)



■ High (9-12) (n=128-504)



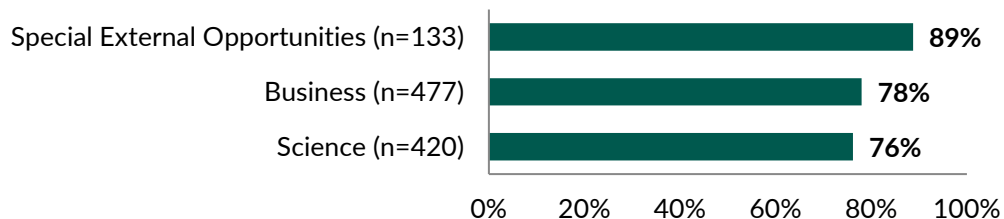
- **Manufacturing & Industrial Technology** and **Visual Arts** receive the highest ratings from middle school respondents, while **Theatre/Drama** receives the lowest.
- High school respondents are most favorable towards **Special External Opportunities** and least positive about **Mathematics**.

# MS+HS PERCEPTIONS OF CURRENT OFFERINGS

The elective course(s) [I took/my child took/I have taken/my child has taken] in the following area(s)...

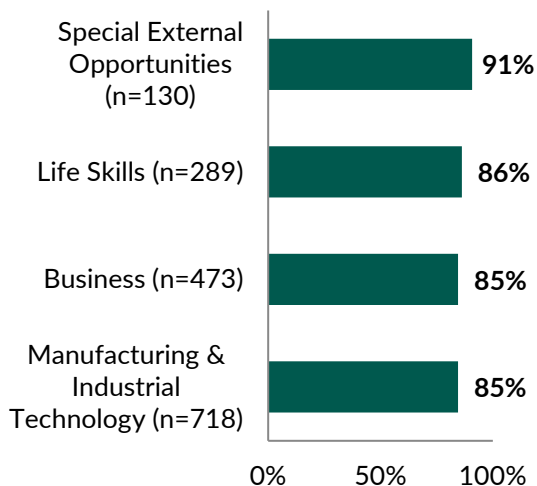
...support(s) [my/their] career exploration.

*% Agree + % Strongly Agree*



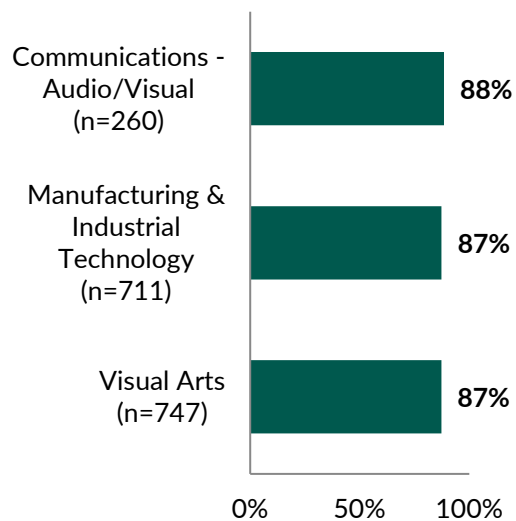
...helped [me/them] develop valuable skills.

*% Agree + % Strongly Agree*



...[was/were] fun.

*% Agree + % Strongly Agree*



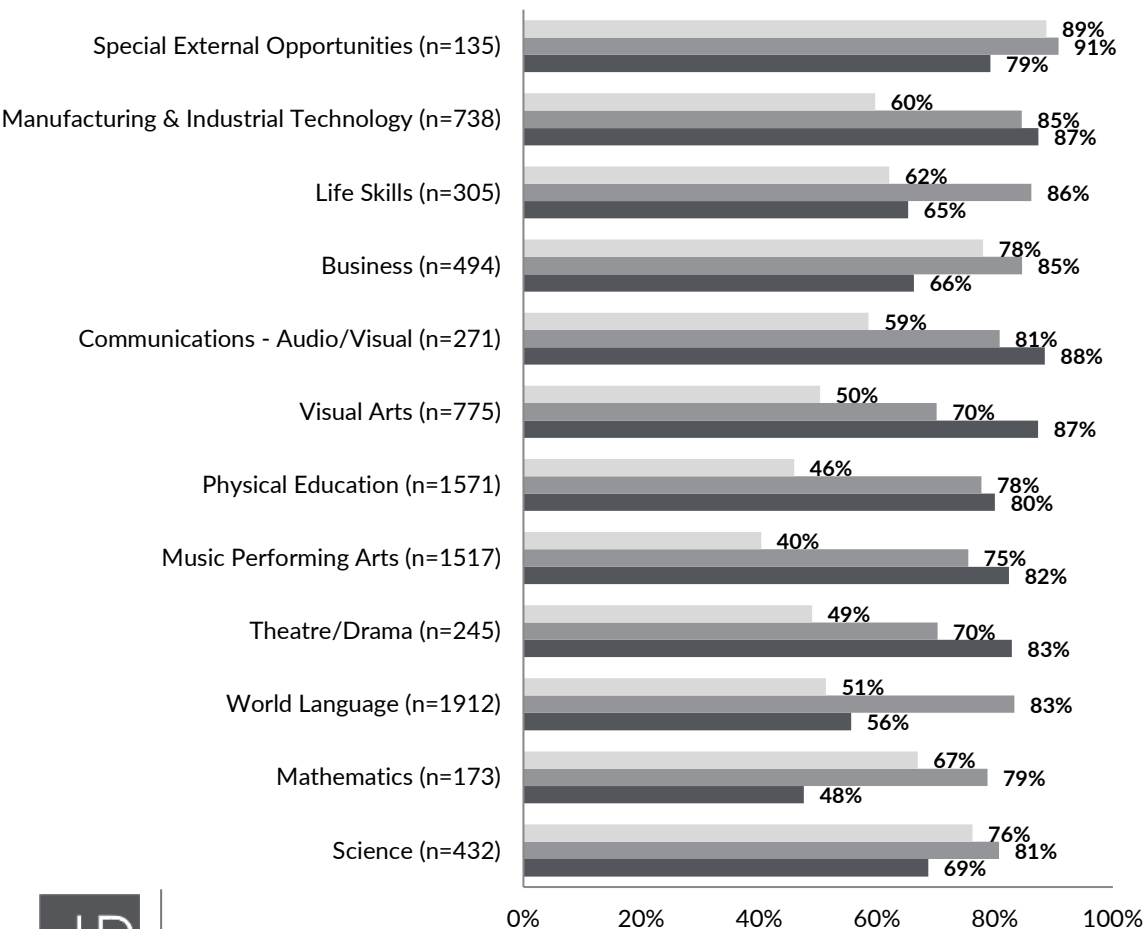
- Top courses for career exploration: **Special External Opportunities, Business, and Science.**
- Top courses for skill development: **Special External Opportunities, Life Skills, Business, and Manufacturing & Industrial Technology.**
- Most fun courses: **Communications – Audio/Visual, Manufacturing & Industrial Technology, and Visual Arts.**

# MS+HS PERCEPTIONS OF CURRENT OFFERINGS

The elective course(s) [I took/my child took/I have taken/my child has taken] in the following area(s)...

% Agree + % Strongly Agree

- ...support(s) [my/their] career exploration.
- ...helped [me/them] develop valuable skills.
- ...[was/were] fun.



- Respondents have nuanced opinions about elective courses, as many rank high in some categories and low in others.
- For example, 87% of respondents report that **Visual Arts** courses are fun, but only half agree that they support career exploration.
- **Special External Opportunities** receive positive responses in all categories; they support career exploration, aid skill development, and are fun.

# MOTIVATIONS AND BARRIERS TO ENROLLMENT



## Most Important Factors When Selecting Elective Courses

Opportunity to develop specific skills	59%
Opportunity to gain a deeper understanding within an area of interest	54%
Opportunity to develop friendships with students who share similar interests	49%
Opportunity to develop specific career-related skills	47%
Opportunities for hands-on learning	47%



## Main Barriers to Enrollment

Limited course availability or long waitlists	38%
Scheduling constraints	33%
Unsure	24%
Other	16%

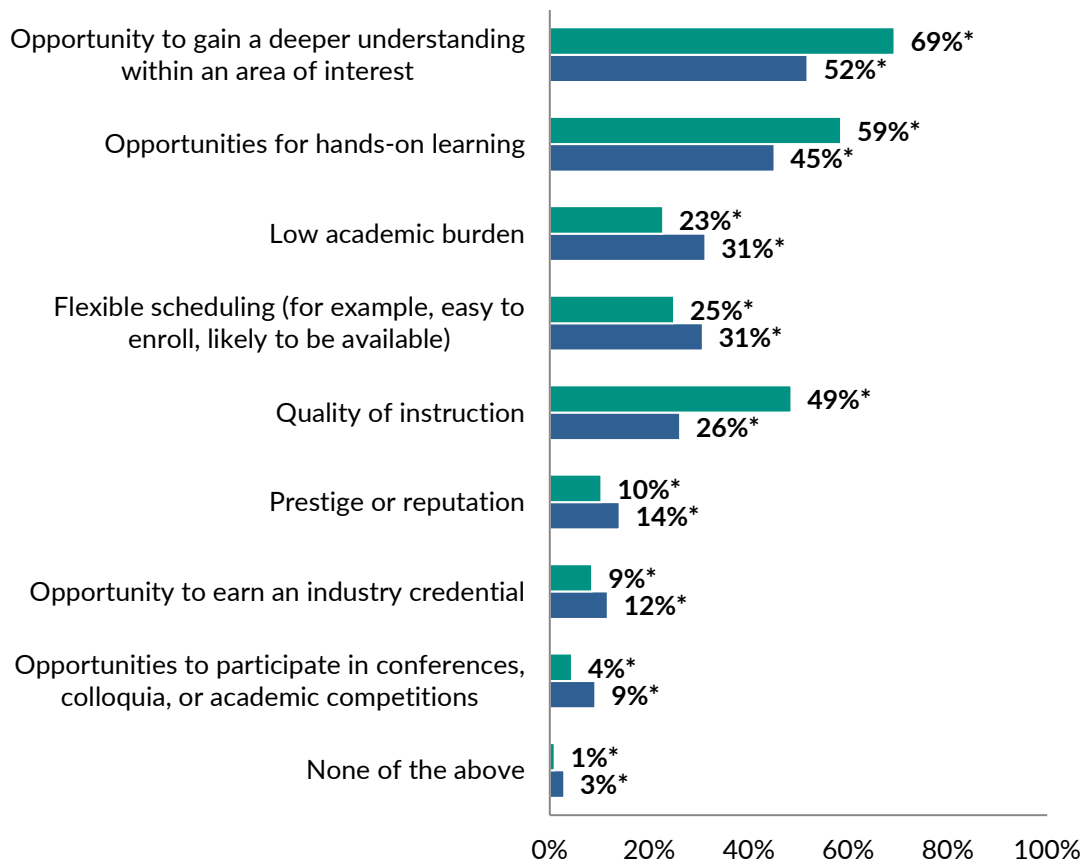
- The most important factors in course selection are opportunities to develop **specific skills** and **career-related skills**, gain a **deeper understanding in an area of interest**, make **friends who share interests**, and do **hands-on learning**.
- **Limited course availability or long waitlists** and **scheduling constraints** are the main barriers to enrollment, while about a quarter of respondents are unsure what barriers they have faced.

# MOTIVATIONS AND BARRIERS TO ENROLLMENT



Which of the following factors [are/will be] most important to [you/your child] when deciding which elective courses to enroll in? Please select up to ten.

■ Parent (n=492) ■ Student (n=2751)

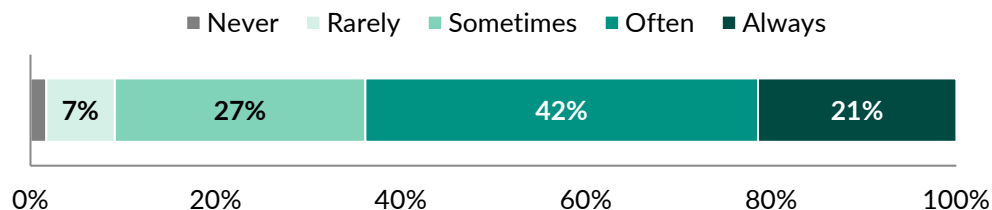


- Parents are more likely to think their child prioritizes **opportunities to gain deeper understanding, hands-on learning, and quality of instruction** than students are to report that they prioritize those factors.
- Students place greater emphasis on **low academic burden** and **flexible scheduling** than parents do.

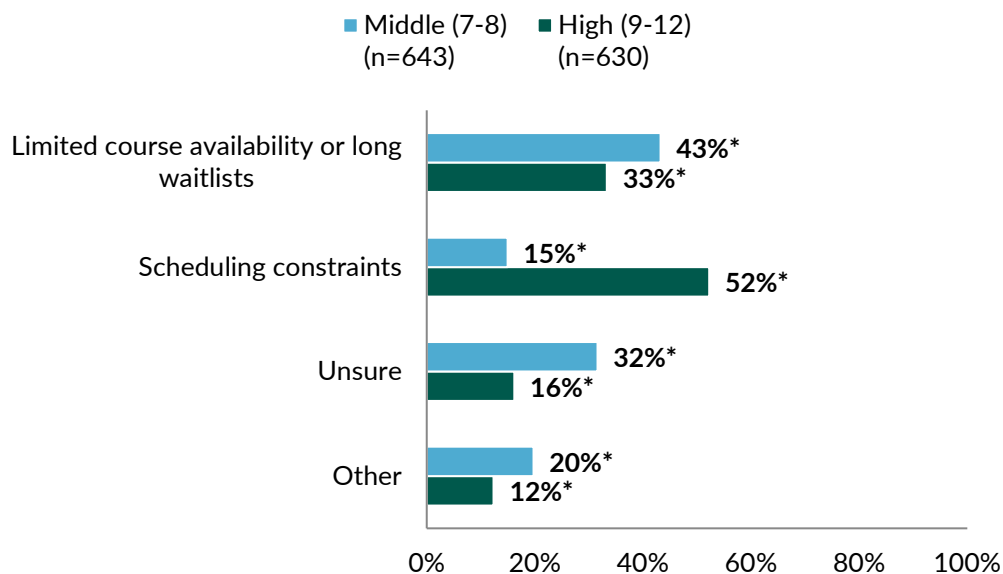
# MOTIVATIONS AND BARRIERS TO ENROLLMENT



How frequently [have you/has your child] been able to take the elective course(s) [you/they] wanted to take at the time [you/they] wanted to take them?



For the course(s) you listed above, what were the main barriers for enrollment? Please select all that apply.



Note: \* indicates statistically significant differences between groups. This chart contains only the items with notable significant differences between school levels.

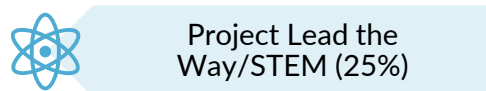
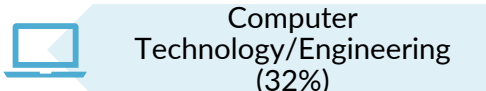

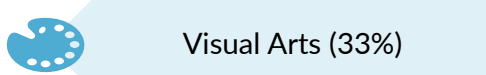
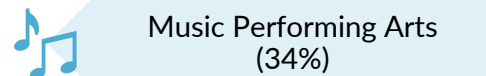
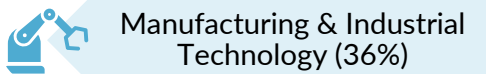
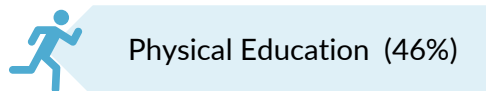
- Most students can *often* or *always* take the electives they want at the time they want and less than 10% *never* or *rarely* get their desired courses.
- Middle school respondents are more likely to encounter problems with **limited course availability or long waitlists**, while high school respondents report more issues with **scheduling constraints**.
- Middle school respondents are more **unsure** about enrollment barriers.

# FUTURE COURSE INTERESTS

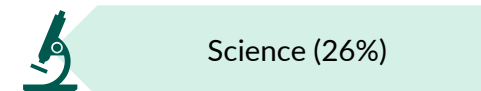
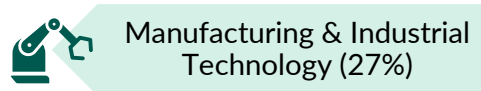
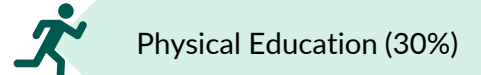

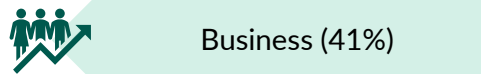


In which of the following course area(s) would [you/your child] be interested in taking elective or special courses in the future? Please select all that apply.

## Top Middle School Selections



## Top High School Selections



- **Physical Education, World Language, and Manufacturing & Industrial Technology** are among the top areas of interest for *both middle and high school students.*
- *Other Top Middle School Interests: Music Performing Arts, Visual Arts, Computer Technology/Engineering, and Project Lead the Way/STEM.*
- *Other Top High School Interests: Life Skills, Business, Communications – Audio/Visual, and Science.*

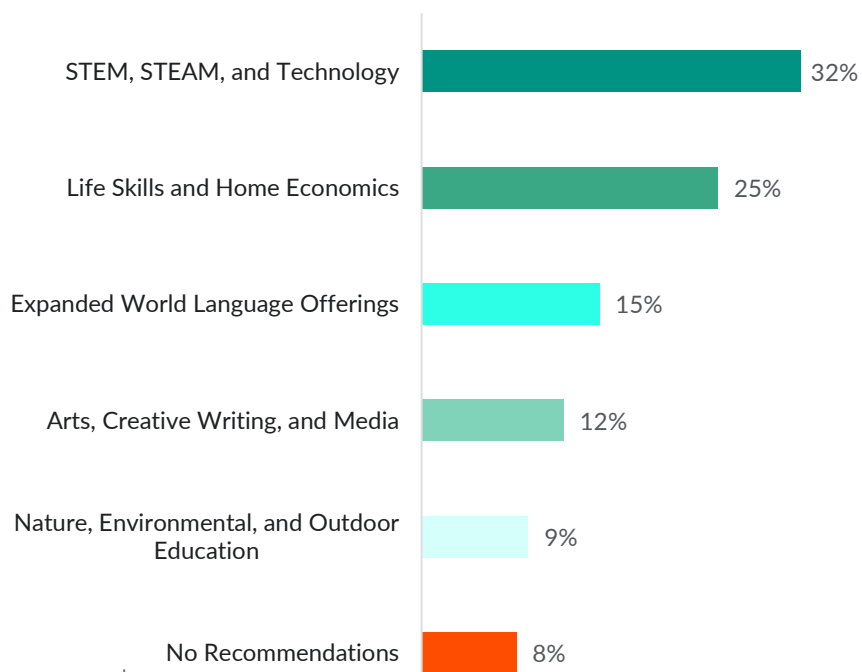
# PARENT FUTURE INTERESTS

Both staff and non-staff parents are most interested in future course offerings around STEM, STEAM, & Technology and Life Skills & Home Economics

## Non-Staff Parent

Are there any elective or specials courses not currently offered at FHPS that you feel should be added to the course offerings?

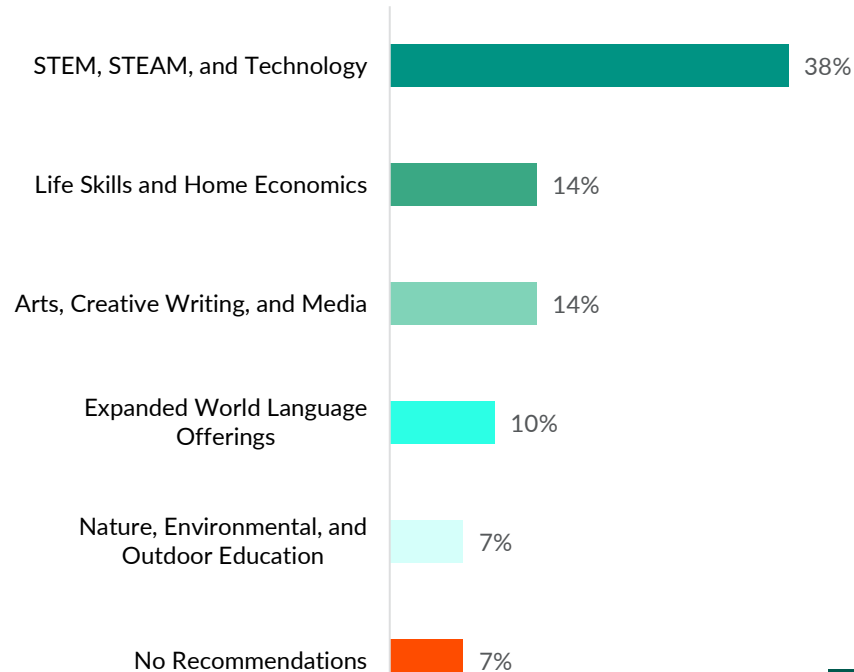
n=410



## Staff Parent

Are there any elective or specials courses not currently offered at FHPS that you feel should be added to the course offerings?

n=69





Thank you.

## CONTACT

James Kornegay

*Senior Content Director, K-12*

E: [jkornegay@hanoverresearch.com](mailto:jkornegay@hanoverresearch.com)

P: 202.978.3493

 [hanoverresearch.com](http://hanoverresearch.com)